



INSURANCE CONTROL COMMISSION  
لجنة مراقبة هيئات الضمان

**LEBANESE INSURANCE MARKET**  
ANNUAL STATISTICS  
2020

# Contents

<b>Introduction</b>	<b>1</b>
<b>Statement of Financial Position - ASSETS</b>	<b>2</b>
<b>Statement of Financial Position - Liabilities and Shareholders' Equity</b>	<b>3</b>
<b>Statement of Profit and Loss</b>	<b>4</b>
<b>Assets Distribution Chart</b>	<b>5</b>
<b>Investments Distribution Chart</b>	<b>5</b>
<b>Liabilities and Equity distribution Chart</b>	<b>6</b>
<b>Technical Reserves Distribution Chart</b>	<b>7</b>
<b>Technical Reserves / Total Liabilities and Equity Chart</b>	<b>7</b>
<b>Major Lines of Business</b>	<b>8</b>
<b>Gross Written Premium By Line of Business</b>	<b>9</b>
<b>Ceded Premium By Line of Business</b>	<b>10</b>
<b>Gross Earned Premium By Line of Business</b>	<b>11</b>
<b>Net Income by line of business</b>	<b>12</b>
<b>Paid Claims By Line of Business</b>	<b>13</b>
<b>Taxes and Other Fees By Line of Business</b>	<b>14</b>
<b>Admin. and Other Expenses By Line of Business</b>	<b>15</b>
<b>Net Investment Income and Net Finance cost By Line of Business</b>	<b>16</b>
<b>Technical Reserves</b>	<b>17</b>
<b>Technical Reserves Distribution</b>	<b>18</b>
<b>Total Assets</b>	<b>19</b>
<b>Total Assets Distribution</b>	<b>20</b>
<b>Total Shareholders Equity and Liabilities</b>	<b>21</b>
<b>Total Shareholders Equity and Liabilities Distribution</b>	<b>22</b>
<b>Shareholders' Equity</b>	<b>23</b>
<b>Shareholders' Equity Distribution</b>	<b>24</b>

**Introduction:**

The ICC provides in the present report information about the Lebanese Insurance Market for the year 2020.

The information reported does not include Mashrek, Mains Essalam, UFA, Liberty, ATI, Fajr El Khaleej and LCI since they did not file their regulatory forms to the ICC.

# Statement of Financial Position - ASSETS

	1	2
(000 LBP)	2020	2019
<b>A. Intangible assets</b>	<b>5,844,343</b>	<b>5,928,305</b>
<b>B. Investments</b>	<b>4,383,273,269</b>	<b>4,217,976,402</b>
B.1 <i>Land and real estate</i>	353,178,693	223,109,622
B.2 <i>Investment in subsidiaries and associates</i>	148,390,630	155,689,028
B.3 <i>Policy Loans</i>	71,856,447	72,820,015
B.4 <i>Other Loans</i>	12,745,271	19,124,875
B.5 <i>Fixed income investments</i>	762,910,213	1,017,458,657
B.5.1 <i>Eurobonds issued by the local government</i>	523,775,016	846,181,210
B.5.2 <i>Treasury bills issued by the local government</i>	13,833,114	18,552,249
B.5.3 <i>Certificate of deposits issued by the local Central Bank</i>	12,655,289	12,700,005
B.5.4 <i>Other fixed income instruments</i>	212,646,794	140,025,193
PAID B.6 <i>Variable income investments</i>	188,393,477	126,187,612
B.7 <i>Mutual funds</i>	36,716,888	43,015,767
B.8 <i>Funds held under reinsurance treaties</i>	2,620,154	2,588,379
B.9 <i>Cash and Cash equivalents</i>	1,471,190,730	1,282,102,585
B.10 <i>Blocked bank deposits and deposits with maturity of more than 3 months</i>	<b>1,304,706,422</b>	<b>1,240,242,395</b>
B.10.1 <i>Bank deposits with maturity of more than 3 months</i>	1,147,148,028	1,092,559,043
B.10.2 <i>Bank deposits blocked in favor of MOET (Guarantees)</i>	147,380,991	135,294,951
B.10.3 <i>Bank deposits blocked in favor of other parties</i>	10,177,404	12,388,400
B.11 <i>Accrued investment income</i>	30,564,344	35,637,466
<b>C. Unit-linked contracts investments</b>	<b>1,046,009,172</b>	<b>1,080,615,114</b>
C.1 <i>Real estate investments</i>	-	-
C.2 <i>Fixed income investments</i>	139,565,053	244,129,444
C.3 <i>Variable income investments</i>	7,464,537	6,934,243
C.4 <i>Mutual funds</i>	373,389,465	357,407,872
C.5 <i>Cash and similar investments</i>	525,590,116	472,143,556
<b>D. Reinsurance share in technical reserves (Life)</b>	<b>143,114,657</b>	<b>141,384,166</b>
D.1 <i>Reinsurance Share in Premiums reserves</i>	13,796,556	19,228,222
D.2 <i>Reinsurance Share in Claims reserves</i>	38,325,006	31,801,680
D.3 <i>Reinsurance Share in Mathematical reserves</i>	90,993,095	90,354,264
<b>E. Reinsurance share in technical reserves (Non-Life)</b>	<b>1,589,255,142</b>	<b>311,400,792</b>
E.1 <i>Reinsurance Share in Premiums reserves</i>	128,346,360	142,658,170
E.2 <i>Reinsurance Share in Claims reserves</i>	1,458,180,473	163,873,923
E.3 <i>Reinsurance Share in Premium deficiency reserve</i>	2,728,309	4,868,699
<b>F. Receivables under insurance business</b>	<b>403,112,224</b>	<b>520,035,867</b>
F.1 <i>Premiums receivable (direct business)</i>	99,559,424	106,372,596
F.2 <i>Balances receivable from intermediaries (indirect business)</i>	301,508,667	411,222,821
F.3 <i>Due from insurance companies</i>	2,044,132	2,440,450
<b>G. Receivables under reinsurance contracts</b>	<b>26,193,379</b>	<b>34,720,213</b>
G.1 <i>Amounts recoverable from reinsurers</i>	14,893,294	19,616,111
G.2 <i>Commissions and expense allowances due from reinsurers</i>	-	96
G.3 <i>Other amounts receivable under reinsurance contracts</i>	11,300,085	15,104,006
<b>H. Other assets</b>	<b>258,790,832</b>	<b>194,999,651</b>
H.1 <i>Non-investment properties</i>	212,978,069	144,293,391
H.2 <i>Operating fixed assets</i>	29,444,762	30,572,981
H.3 <i>Other assets</i>	16,368,001	20,133,279
<b>I. Other receivables</b>	<b>469,711,833</b>	<b>426,982,219</b>
I.1 <i>Due from Personnel</i>	1,845,953	2,160,517
I.2 <i>Income tax recoverable (state, social security, public collectivities)</i>	72,624	45,956
I.3 <i>Amounts due from related parties</i>	360,213,364	329,127,307
I.4 <i>Other amounts receivables</i>	101,247,590	90,747,550
I.5 <i>Shareholders' Account</i>	6,332,302	4,900,889
<b>J. Adjustment items</b>	<b>110,801,076</b>	<b>176,097,994</b>
J.1 <i>Deferred acquisition costs</i>	158,557,937	165,274,028
J.2 <i>Earned but unbilled premiums</i>	7,090,833	8,657,820
J.3 <i>Prepaid expenses</i>	5,096,692	7,038,229
J.4 <i>Other Adjustment items</i>	(59,944,386)	(4,872,083)
<b>T. TOTAL ASSETS</b>	<b>8,436,105,928</b>	<b>7,110,140,724</b>

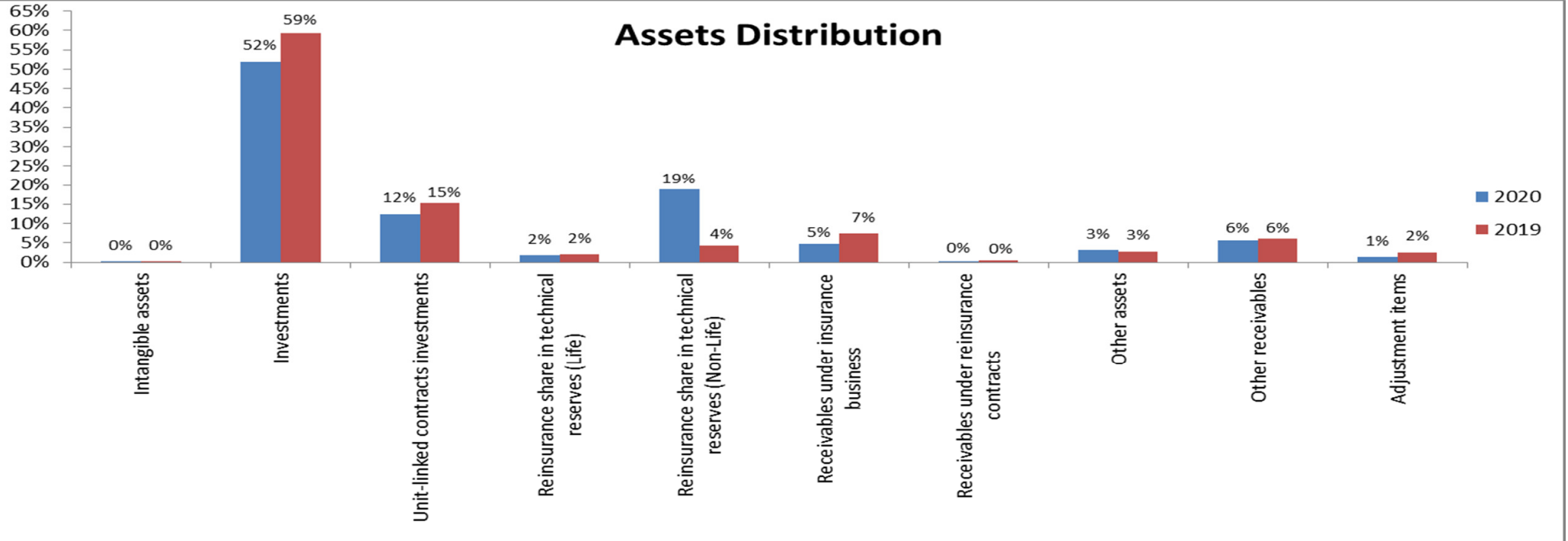
# Statement of Financial Position - Liabilities and Shareholders' Equity

(000 LBP)

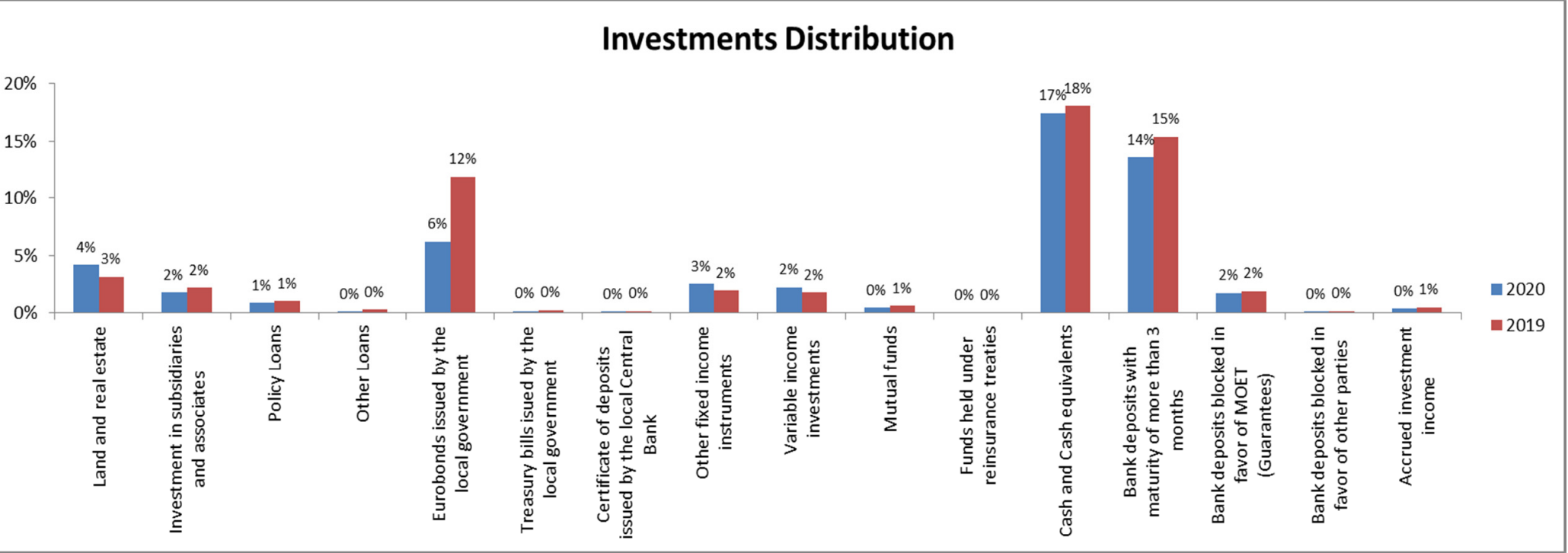
	2020	2019
<b>AA. Shareholders' equity</b>	<b>1,653,686,002</b>	<b>1,502,861,575</b>
AA.1 <i>Paid up Capital</i>	604,495,374	604,495,374
AA.1.1 <i>Authorized Capital</i>	606,379,374	606,379,374
AA.1.2 <i>Less: Unpaid Capital</i>	1,884,000	1,884,000
AA.2 <i>Legal Reserves</i>	112,103,569	121,858,981
AA.3 <i>General Reserves</i>	248,628,856	334,867,067
AA.4 <i>Balance carried forward</i>	517,750,846	460,638,659
AA.5 <i>Profit and loss (Current year result)</i>	(202,603,098)	(120,934,623)
AA.6 <i>Other reserves</i>	373,310,454	101,936,117
AA.6.1 <i>Fixed income securities and similar investments</i>	9,045,410	1,715,621
AA.6.2 <i>Equity and similar investments</i>	62,618,311	(2,291,507)
AA.6.3 <i>Mutual funds</i>	-	-
AA.6.4 <i>Fixed assets revaluation reserves</i>	250,538,425	102,040,436
AA.6.5 <i>Other reserves</i>	51,108,308	471,567
<b>BB. Low priority debts</b>	<b>63,274,078</b>	<b>39,176,194</b>
BB.1 <i>Subordinated debt</i>	2,656,123	2,656,123
BB.2 <i>Shareholder's Account</i>	60,617,955	36,520,071
<b>CC. Life Technical reserves</b>	<b>1,939,533,060</b>	<b>2,192,317,481</b>
CC.1 <i>Mathematical reserves</i>	1,777,704,539	2,035,150,453
CC.2 <i>Unearned premium reserves</i>	72,736,565	80,753,486
CC.3 <i>Outstanding claims reserves</i>	66,360,264	51,564,055
CC.4 <i>IBNR (Incurred But Not Reported) reserves</i>	9,537,568	10,248,953
CC.5 <i>Loss adjustment expenses reserves</i>	2,413,298	2,180,077
CC.6 <i>Policyholders' dividend reserves</i>	283,274	240,284
CC.7 <i>Other technical reserves</i>	10,497,551	12,180,174
<b>DD. Unit-linked technical reserves</b>	<b>1,063,137,359</b>	<b>1,095,155,163</b>
DD.1 <i>Outstanding claims reserves (unit-linked)</i>	7,432,780	4,676,254
DD.2 <i>Mathematical reserves (unit-linked)</i>	1,017,125,689	1,048,242,233
DD.3 <i>Additional technical reserves (unit-linked)</i>	38,578,890	42,236,676
<b>EE. Non-Life Technical reserves</b>	<b>2,700,470,069</b>	<b>1,387,311,989</b>
EE.1 <i>Unearned premium reserves</i>	741,495,446	756,785,032
EE.2 <i>Outstanding claims reserves</i>	1,776,782,615	458,601,000
EE.3 <i>IBNR (Incurred But Not Reported) reserves</i>	43,891,831	43,494,508
EE.4 <i>Loss adjustment expenses reserves</i>	30,136,471	17,149,127
EE.5 <i>Policyholders' dividend reserves</i>	-	-
EE.6 <i>Premium deficiency reserves</i>	26,553,680	36,648,082
EE.7 <i>Incurred but not enough reserved (IBNER)</i>	80,627,636	73,033,500
EE.8 <i>Other technical reserves</i>	982,390	1,600,740
<b>FF. Provision for risks and charges</b>	<b>142,173,789</b>	<b>98,364,501</b>
<b>GG. Debt for funds held under reinsurance treaties</b>	<b>77,094,249</b>	<b>76,047,095</b>
<b>HH. Liabilities under insurance business</b>	<b>45,839,854</b>	<b>48,100,958</b>
HH.1 <i>Liabilities under Direct business</i>	21,431,304	30,869,337
HH.2 <i>Liabilities under Indirect Business</i>	21,148,664	15,129,304
HH.3 <i>Liabilities due to Insurance Companies</i>	3,259,886	2,102,316
<b>II. Liabilities under reinsurance contracts</b>	<b>200,389,179</b>	<b>164,587,192</b>
<b>JJ. Unearned Reinsurance Commission</b>	<b>12,464,443</b>	<b>14,150,887</b>
<b>KK. Debts</b>	<b>46,677,658</b>	<b>43,506,966</b>
KK.1 <i>Borrowed money</i>	-	-
KK.2 <i>Bank debts</i>	46,677,658	43,506,966
KK.3 <i>Other debts</i>	-	-
<b>LL. Other liabilities</b>	<b>413,602,848</b>	<b>378,075,986</b>
LL.1 <i>Due to Personnel</i>	461,686	438,018
LL.2 <i>Taxes due (state, social security, public collectivities)</i>	170,561,193	141,414,665
LL.3 <i>Amounts due to related parties</i>	152,723,886	158,311,624
LL.4 <i>Other creditors</i>	89,856,083	77,911,678
<b>MM. Adjustment items</b>	<b>77,763,343</b>	<b>70,484,733</b>
MM.1 <i>Unearned revenues</i>	67,980	66,883
MM.2 <i>Accrued expenses</i>	45,206,881	43,897,179
MM.3 <i>Other Adjustment items</i>	32,488,482	26,520,672
<b>TT. TOTAL LIABILITIES</b>	<b>8,436,105,931</b>	<b>7,110,140,720</b>



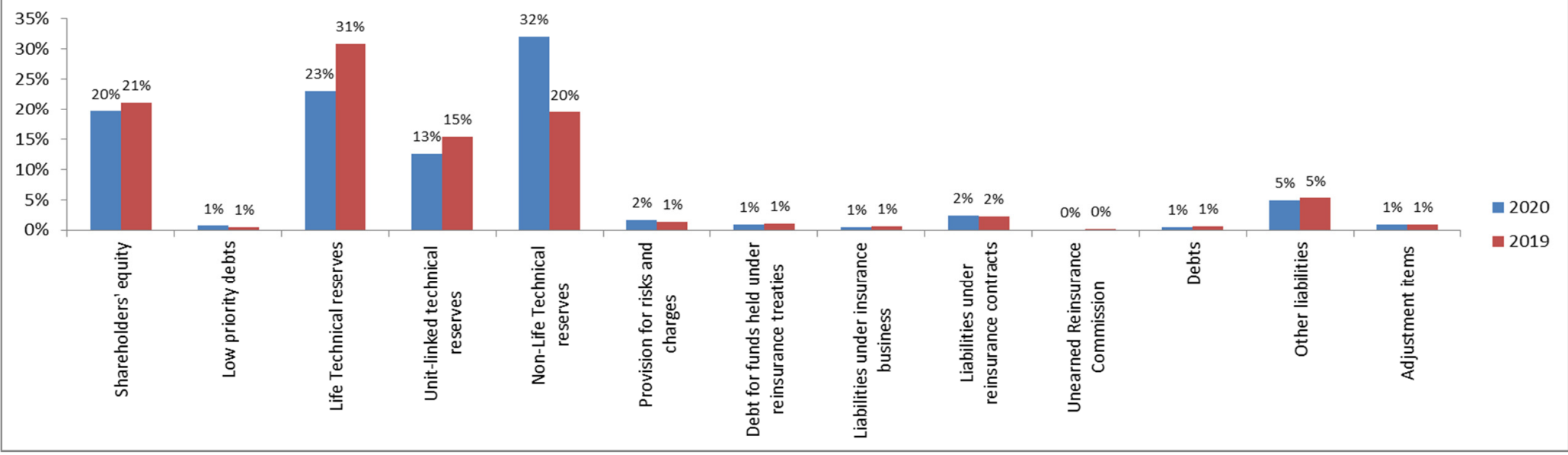
## Assets Distribution



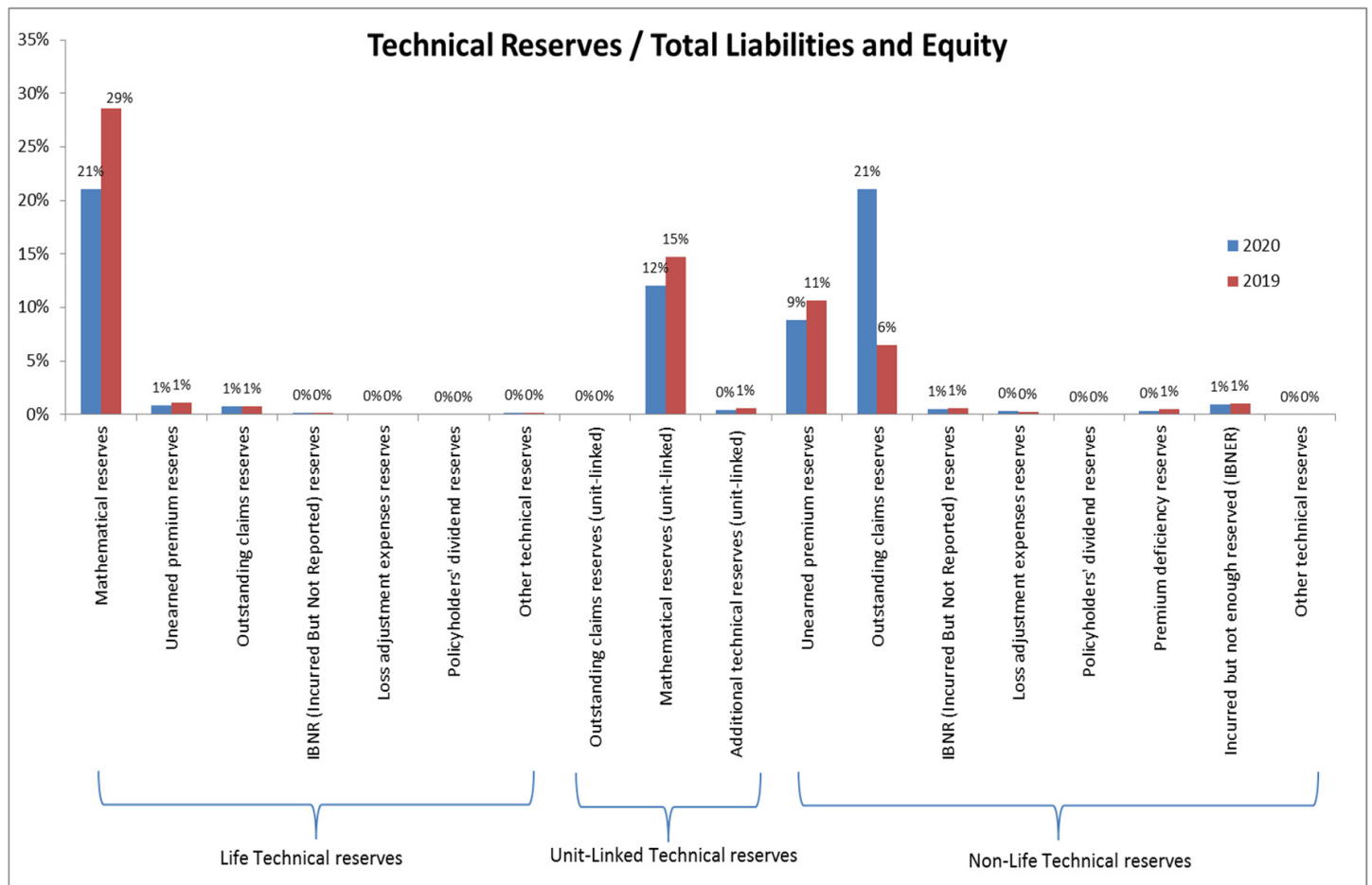
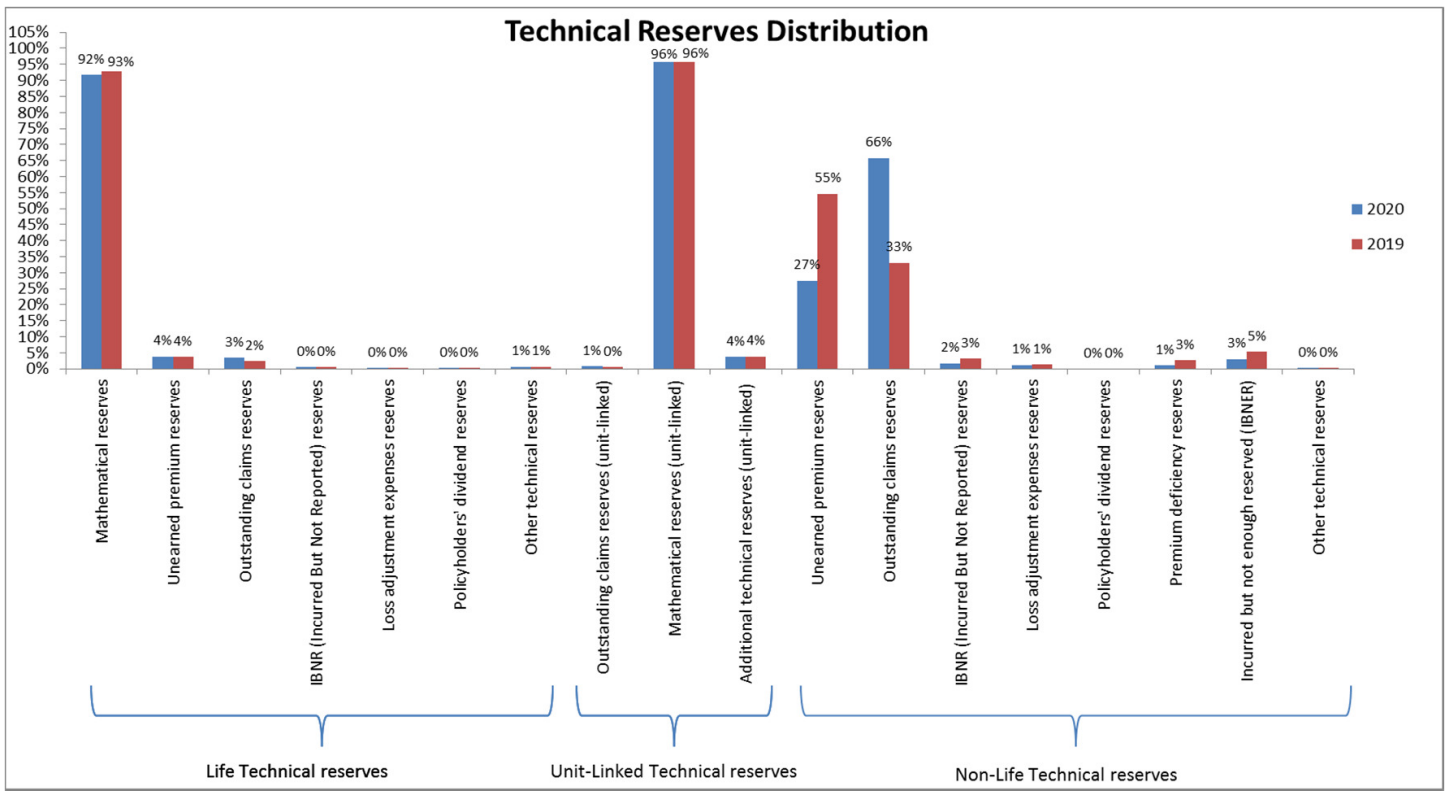
## Investments Distribution



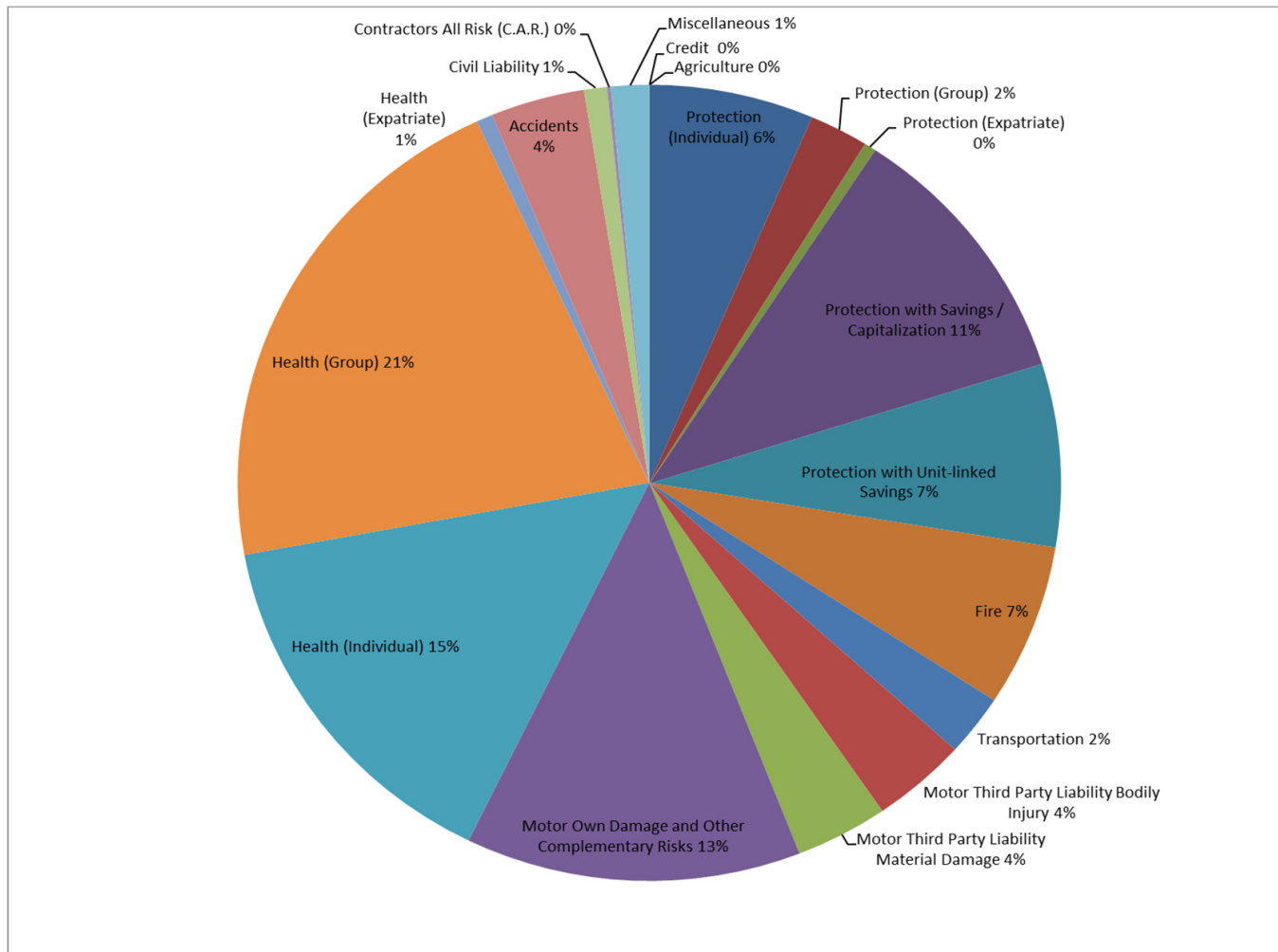
## Liabilities and Equity Distribution







LOB	GWP (LBP 000)	% GWP
Protection (Individual)	145,456,868	6%
Protection (Group)	52,112,149	2%
Protection (Expatriate)	10,478,625	0%
Protection with Savings / Capitalization	245,250,616	11%
Protection with Unit-linked Savings	167,706,581	7%
Fire	148,466,456	7%
Transportation	55,923,132	2%
Motor Third Party Liability Bodily Injury	84,110,847	4%
Motor Third Party Liability Material Damage	81,716,892	4%
Motor Own Damage and Other Complementary Risks	296,547,699	13%
Health (Individual)	334,500,330	15%
Health (Group)	472,815,986	21%
Health (Expatriate)	14,578,110	1%
Accidents	83,035,659	4%
Civil Liability	20,216,458	1%
Contractors All Risk (C.A.R.)	3,454,307	0%
Miscellaneous	33,508,642	1%
Credit	55,264	0%
Agriculture	0	0%
<b>Total</b>	<b>2,249,934,622</b>	<b>100%</b>













## Taxes and Other Fees BY LINE OF BUSINESS

LBP000

Year 2020

Company Name	Protection (Individual)	Protection (Group)	Protection (Expatriate)	Protection with Savings	Protection with Unit-linked Savings	Fire	Transportation	General Accidents										Credit	Total	
								Motor Third Party Bodily Injury	Motor Third Party Material Damage	Motor Own Damage and Other Complementary Risks	Health (Individual)	Health (Group)	Health (Expatriate)	Accidents	Civil Liability	Contractors All Risk (C.A.R.)	Misc.			
Arabia	3,827	31,866	0	30	88,909	208,639	20,917	66,766	95,273	572,218	340,923	229,938	10,051	171,505	0	0	0	0	0	1,840,863
Cigna ME	0	0	0	0	0	0	0	0	0	0	0	0	0	0	0	0	0	0	0	0
ALICO	23,895	651	0	0	30,816	0	0	0	0	0	0	0	0	0	0	0	0	0	0	55,362
Union Nationale	0	0	0	0	0	1,460	132	11,006	7,137	3,939	39	42	26	2,373	0	0	0	0	0	26,154
Libano-Suisse	0	0	0	0	0	0	0	0	0	0	0	0	0	0	0	0	0	0	0	0
MEARCO	0	0	0	0	0	13,388	6,675	16,428	22,967	67,044	34,692	5,487	4,080	9,379	3,374	145	4,246	0	187,902	
Al-Mashrek	0	0	0	0	0	0	0	0	0	0	0	0	0	0	0	0	0	0	0	0
Commercial	3,440	9,082	0	0	0	11,217	2,087	3,581	4,793	16,284	18,200	35,116	1,218	6,229	2,049	0	2,718	0	116,013	
Allianz SNA	0	0	0	0	0	0	0	0	0	0	0	0	0	0	0	0	0	0	0	0
Phenicienne	1,699	0	0	0	0	2,306	191	3,076	7,279	6,669	3,613	4,098	498	1,861	243	106	239	0	31,878	
Saudi Arabia	0	0	0	0	0	9,264	1,785	16,521	12,367	39,726	16,880	40,036	477	11,129	1,009	139	552	0	149,885	
Fidelity	7,317	7,052	3,985	26,404	0	41,093	7,249	66,935	41,742	143,341	168,550	79,869	3,579	21,397	10,178	-3,512	15,536	0	640,716	
Berytus	0	0	0	0	0	894	2,442	7,559	6,805	14,048	1,545	141	484	1,211	104	8	48	0	35,291	
Bankers	42,794	33,584	0	0	31,798	122,845	37,836	62,964	73,642	323,005	406,674	241,587	8,885	43,756	24,989	6,882	50,462	0	1,511,704	
Overseas	0	0	0	0	0	2,090	1,256	2,447	1,909	9,263	0	0	0	748	1,765	99	42	0	19,619	
Arope	154,585	5,587	2,872	302,755	208,908	388,710	61,022	139,374	122,293	451,658	357,662	299,315	25,749	76,860	37,128	6,238	57,891	1,587	2,700,194	
AXA ME	37,857	11,679	295	70,992	667	77,458	13,144	10,547	12,313	105,342	213,615	175,043	2,435	17,846	6,570	940	5,732	0	762,476	
LIA	1,125,625	0	0	958,865	0	101,647	15,910	14,253	22,157	122,511	84,607	111,370	1,107	37,194	25,727	4,734	27,310	0	2,653,017	
UCA	2,164	515	1,009	0	0	48,267	22,784	4,451	5,803	35,796	8,579	8,687	1,458	3,978	3,026	1,442	5,481	0	153,440	
Biyblos	0	0	0	0	0	3,076	58	50	47	836	0	16,227	0	2,160	334	0	11,411	0	34,199	
North Assurance	4,895	390	513	0	0	8,326	3,592	5,502	10,330	22,477	21,907	12,649	9,082	3,854	1,530	16	586	0	105,649	
Mainz Essalam	0	0	0	0	0	0	0	0	0	0	0	0	0	0	0	0	0	0	0	
Cumberland	0	0	0	0	0	6,925	882	4,267	7,029	31,823	103,334	24,597	356	2,857	893	440	228	0	183,631	
Assurex	2,917	7,408	0	0	0	29,503	4,145	13,391	16,790	62,984	79,059	23,817	2,832	12,851	2,487	134	11,350	0	269,668	
United Assurance	0	0	0	0	0	12,161	1,722	3,317	3,811	24,347	35,121	11,184	656	4,987	1,610	97	2,224	0	101,237	
Trust Compass	4,628	16,423	0	958	0	14,337	1,741	9,972	14,272	30,520	48,517	6,393	673	6,064	2,647	816	1,363	0	159,323	
Medgulf	173,991	206,011	5,060	215,373	0	152,211	17,296	27,938	28,968	96,452	606,102	99,035	2,773	58,393	25,643	29,168	13,979	11,926	1,770,317	
Amana	20,317	0	0	0	0	5,463	2,346	34,830	31,524	56,497	16,525	5,459	847	6,222	2,260	211	955	0	183,456	
Security	0	0	0	0	0	5,550	2,638	20,019	8,307	22,842	27,344	0	2,958	2,425	978	61	54	0	93,176	
ADIR	405,593	56,966	3,002	0	549,747	194,000	11,304	34,088	53,268	321,770	76,105	47,994	8,297	36,679	10,397	2,404	66,579	0	1,878,192	
Burgan	0	0	0	0	0	0	0	0	0	0	0	0	0	0	0	0	0	0	0	
The Capital	26,853	2,060	20	0	0	28,166	649	14,154	18,503	67,248	15,376	42,359	1,190	8,377	2,330	1,204	6,014	0	234,503	
GroupMed	0	0	0	0	0	11,596	249	361	392	4,201	3,884	203,087	235	1,052	1,099	192	2,462	0	228,810	
UFA	0	0	0	0	0	0	0	0	0	0	0	0	0	0	0	0	0	0	0	
Credit Libanais	331,931	0	0	185,625	0	67,016	89	5,992	7,315	42,016	7,385	6,931	1,002	2,780	1,758	46	90,710	0	750,596	
Liberty	0	0	0	0	0	0	0	0	0	0	0	0	0	0	0	0	0	0	0	
Bahria	0	0	0	0	0	0	239,270	0	0	0	0	0	0	0	0	0	0	0	239,270	
Victoire	0	0	0	0	0	830	243	1,150	563	2,136	1,693	0	1,003	189	159	0	34	0	8,000	
ATI	0	0	0	0	0	0	0	0	0	0	0	0	0	0	0	0	0	0	0	
Fajr el-khaleej	0	0	0	0	0	0	0	0	0	0	0	0	0	0	0	0	0	0	0	
Confidence	45	0	40,397	0	0	1,426	19	57,663	16,671	4,108	0	0	21,922	587	1,337	36	198	0	144,409	
Beirut Life	55,422	10,539	0	35,788	0	0	0	0	0	0	0	0	0	0	0	0	0	0	101,749	
ALIG	0	0	0	0	0	22,778	25,012	23,355	18,467	74,282	47,389	19,150	2,932	13,794	6,587	1,114	7,977	0	262,837	
Bancassurance	97,074	16,005	0	418,970	3,707	0	0	0	0	0	0	0	0	0	0	0	0	0	535,757	
SGBL Ins.	1,096,041	80,180	0	102,934	58,118	0	0	0	0	0	0	0	0	0	0	0	0	0	1,337,273	
LCI	0	0	0	0	0	0	0	0	0	0	0	0	0	0	0	0	0	0	0	
AIG	0	0	0	0	0	167	171	0	0	0	0	0	0	552	424	0	831	0	2,145	
RL 360	19,223	0	0	0	19,224	0	0	0	0	0	0	0	0	0	0	0	0	0	38,447	
<b>Total</b>	<b>3,642,132</b>	<b>495,998</b>	<b>57,153</b>	<b>2,318,694</b>	<b>991,895</b>	<b>1,592,808</b>	<b>504,856</b>	<b>681,958</b>	<b>672,736</b>	<b>2,775,384</b>	<b>2,745,319</b>	<b>1,749,612</b>	<b>116,805</b>	<b>569,290</b>	<b>178,632</b>	<b>53,162</b>	<b>387,212</b>	<b>13,513</b>	<b>19,547,158</b>	











**Total Assets LBP000 Year 2020**

Company Name	Intangible assets	Investments	Unit-linked contracts investments	Reinsurance share in technical reserves (Life)	Reinsurance share in technical reserves (Non-Life)	Receivables under insurance business	Receivables under reinsurance contracts	Other assets	Other receivables	Adjustment items	Total
Arabia	0	53,201,719	10,360,674	3,938,711	100,647,715	14,415,385	0	39,422,691	0	5,759,936	227,746,831
Cigna ME	0	7,685,721	0	0	0	224,383	0	0	147,986,393	103,504	156,000,000
ALICO	0	224,942,871	607,131,090	4,466,802	5,254,265	0	150,750	4,067,518	4,334,078	11,238,515	861,585,889
Union Nationale	0	29,942,909	0	311,878	432,226	671,661	2,149,225	344,670	32,445,957	4,623	66,303,149
Libano-Suisse	0	118,463,390	0	8,907,418	69,512,944	20,013,409	1,115,835	381,258	45,009,968	10,675,135	274,079,357
MEARCO	13,766	13,798,797	0	0	5,489,566	1,264,229	364,865	1,111,372	362,761	1,329,130	23,734,486
Al-Mashrek	0	0	0	0	0	0	0	0	0	0	0
Commercial	0	31,540,814	0	659,361	30,451,450	4,064,560	153,174	1,340,295	2,601,178	5,176,852	75,987,684
Allianz SNA	1,352,528	583,519,664	94,727,267	4,516,316	99,668,077	53,949,084	894,430	17,639,989	13,882,413	7,960,836	878,110,604
Phenicienne	0	22,661,506	0	580,255	807,833	2,721,450	554,343	277,766	29,435	1,726,872	29,359,460
Saudi Arabia	0	6,439,333	0	0	2,287,207	615,407	72,991	44,262	10,611,049	523,910	20,594,150
Fidelity	64,273	115,570,898	0	1,380,324	84,785,183	17,511,542	5,670,280	36,091,903	12,431,810	20,259,449	293,765,661
Berytus	7,285	17,638,557	0	0	2,335,753	13,684,301	1,675,015	50,277	2,057,009	4,342,836	41,791,033
Bankers	734,059	168,974,369	47,659,301	8,778,208	139,670,134	31,212,574	902,115	17,361,073	54,629,779	22,896,962	492,818,573
Overseas	25,320	4,876,374	0	0	1,053,333	573,905	94,027	17,676	44,150	74,500	6,759,285
Arope	725,470	509,215,848	18,986,982	5,421,816	87,473,817	19,081,258	155,156	22,486,566	16,022,840	9,521,958	689,091,711
AXA ME	423,575	124,969,113	1,659,330	6,449,277	127,163,174	25,470,499	818,594	11,927,009	13,251,106	9,511,778	321,643,456
LIA	1,190,717	338,053,575	0	11,990,670	126,539,574	28,505,435	225,170	14,731,784	14,791,219	9,764,086	545,792,230
UCA	0	60,469,681	0	291,134	69,136,814	4,907,539	512,107	2,258,054	4,598,559	5,093,118	147,267,006
Byblos	3,810	3,561,175	0	0	7,397,573	67,488	0	409,331	305,672	0	11,745,049
North Assurance	0	67,580,813	0	242,789	61,769,961	1,313,484	67,305	1,459,085	2,037,274	14,441,653	148,912,364
Mainz Essalam	0	0	0	0	0	0	0	0	0	0	0
Cumberland	26,306	42,012,938	0	0	16,406,394	6,396,384	372,649	203,844	579,035	4,346,681	70,344,230
Assurex	56,119	55,240,197	0	1,721,956	124,601,192	13,387,176	878,843	24,896,489	3,903,420	10,971,898	235,657,290
United Assurance	0	14,162,950	0	0	5,353,560	3,032,762	859,118	1,221,974	466,484	196,118	25,292,967
Trust Compass	0	53,230,614	0	808,516	5,659,325	7,148,165	238,292	3,868,007	5,568,517	2,201,818	78,723,254
Medgulf	0	222,110,928	0	4,035,868	165,042,169	39,240,407	80,876	4,370,834	40,638,160	6,735,188	482,254,430
Amana	108,000	23,330,330	0	428,185	2,066,810	2,265,339	99,193	996,926	1,220,229	4,044,418	34,559,430
Security	0	43,899,688	0	3,009,939	33,471,091	18,073,607	246,915	2,688,713	10,778,256	8,947,402	121,115,611
ADIR	270,458	226,531,038	215,440,593	44,504,323	47,220,934	5,005,094	406,483	21,851,477	4,455,542	-90,839,129	474,846,814
Burgan	0	9,039,386	0	146,306	2,111,724	4,119,952	4,675,976	5,868,758	2,613,051	558,437	29,133,590
The Capital	0	44,993,873	0	5,523,690	33,250,405	4,174,027	75,874	1,065,404	4,475,327	3,227,023	96,785,623
GroupMed	185,581	60,719,425	0	0	63,616,420	5,918,129	32,087	6,494,560	0	446,060	137,412,262
UFA	0	0	0	0	0	0	0	0	0	0	0
Credit Libanais	56,155	157,870,328	0	2,031,077	17,840,096	2,975,733	283,035	2,304,424	0	7,662,352	191,023,200
Bahria	0	0	0	0	0	0	0	0	0	0	0
Victoire	0	31,044,098	0	0	1,453,658	22,183,103	0	779,763	34,132	3,330,362	58,825,117
Liberty	124,837	13,000,702	0	109,527	9,115,660	14,209,736	1,793,856	97,550	3,326,862	854,936	42,633,666
ATI	0	0	0	0	0	0	0	0	0	0	0
Fajr el-khaleej	0	0	0	0	0	0	0	0	0	0	0
Confidence	0	13,679,207	0	696,774	997,685	945,611	0	103,850	424,665	3,341,344	20,189,137
Beirut Life	0	66,047,018	0	1,690,952	0	0	0	239,699	2,602,139	40,117	70,619,924
ALIG	252,619	25,130,032	0	0	33,134,624	8,284,142	479,429	8,983,371	10,978,474	3,967,082	91,209,773
Bancassurance	223,465	432,159,297	2,202,872	2,691,053	0	2,777,954	25,095	1,100,748	21,259	269,804	441,471,547
SGBL Ins.	0	328,029,157	45,890,862	17,781,534	0	2,214,703	70,277	159,349	43,647	0	394,189,529
LCI	0	0	0	0	0	0	0	0	0	0	0
AIG	0	5,530,576	0	0	6,036,797	56,370	0	69,583	137,743	19,741	11,850,810
RL 360	0	12,404,362	1,950,200	0	0	436,238	0	2,929	12,242	73,769	14,879,740
<b>Total</b>	<b>5,844,343</b>	<b>4,383,273,269</b>	<b>1,046,009,172</b>	<b>143,114,657</b>	<b>1,589,255,142</b>	<b>403,112,224</b>	<b>26,193,379</b>	<b>258,790,832</b>	<b>469,711,833</b>	<b>110,801,076</b>	<b>8,436,105,928</b>

**Total Assets Distribution** **Year 2020**

Company Name	Intangible assets	Investments	Unit-linked contracts investments	Reinsurance share in technical reserves (Life)	Reinsurance share in technical reserves (Non-Life)	Receivables under insurance business	Receivables under reinsurance contracts	Other assets	Other receivables	Adjustment items	Total
Arabia	0.00%	23.36%	4.55%	1.73%	44.19%	6.33%	0.00%	17.31%	0.00%	2.53%	100%
Cigna ME	0.00%	4.93%	0.00%	0.00%	0.00%	0.14%	0.00%	0.00%	94.86%	0.07%	100%
ALICO	0.00%	26.11%	70.47%	0.52%	0.61%	0.00%	0.02%	0.47%	0.50%	1.30%	100%
Union Nationale	0.00%	45.16%	0.00%	0.47%	0.65%	1.01%	3.24%	0.52%	48.94%	0.01%	100%
Libano-Suisse	0.00%	43.22%	0.00%	3.25%	25.36%	7.30%	0.41%	0.14%	16.42%	3.89%	100%
MEARCO	0.06%	58.14%	0.00%	0.00%	23.13%	5.33%	1.54%	4.68%	1.53%	5.60%	100%
Al-Mashrek	0.00%	0.00%	0.00%	0.00%	0.00%	0.00%	0.00%	0.00%	0.00%	0.00%	0%
Commercial	0.00%	41.51%	0.00%	0.87%	40.07%	5.35%	0.20%	1.76%	3.42%	6.81%	100%
Allianz SNA	0.15%	66.45%	10.79%	0.51%	11.35%	6.14%	0.10%	2.01%	1.58%	0.91%	100%
Phenicienne	0.00%	77.19%	0.00%	1.98%	2.75%	9.27%	1.89%	0.95%	0.10%	5.88%	100%
Saudi Arabia	0.00%	31.27%	0.00%	0.00%	11.11%	2.99%	0.35%	0.21%	51.52%	2.54%	100%
Fidelity	0.02%	39.34%	0.00%	0.47%	28.86%	5.96%	1.93%	12.29%	4.23%	6.90%	100%
Berytus	0.02%	42.21%	0.00%	0.00%	5.59%	32.74%	4.01%	0.12%	4.92%	10.39%	100%
Bankers	0.15%	34.29%	9.67%	1.78%	28.34%	6.33%	0.18%	3.52%	11.09%	4.65%	100%
Overseas	0.37%	72.14%	0.00%	0.00%	15.58%	8.49%	1.39%	0.26%	0.65%	1.10%	100%
Arope	0.11%	73.90%	2.76%	0.79%	12.69%	2.77%	0.02%	3.26%	2.33%	1.38%	100%
AXA ME	0.13%	38.85%	0.52%	2.01%	39.54%	7.92%	0.25%	3.71%	4.12%	2.96%	100%
LIA	0.22%	61.94%	0.00%	2.20%	23.18%	5.22%	0.04%	2.70%	2.71%	1.79%	100%
UCA	0.00%	41.06%	0.00%	0.20%	46.95%	3.33%	0.35%	1.53%	3.12%	3.46%	100%
Byblos	0.03%	30.32%	0.00%	0.00%	62.98%	0.57%	0.00%	3.49%	2.60%	0.00%	100%
North Assurance	0.00%	45.38%	0.00%	0.16%	41.48%	0.88%	0.05%	0.98%	1.37%	9.70%	100%
Mainz Essalam	0.00%	0.00%	0.00%	0.00%	0.00%	0.00%	0.00%	0.00%	0.00%	0.00%	0%
Cumberland	0.04%	59.72%	0.00%	0.00%	23.32%	9.09%	0.53%	0.29%	0.82%	6.18%	100%
Assurex	0.02%	23.44%	0.00%	0.73%	52.87%	5.68%	0.37%	10.56%	1.66%	4.66%	100%
United Assurance	0.00%	56.00%	0.00%	0.00%	21.17%	11.99%	3.40%	4.83%	1.84%	0.78%	100%
Trust Compass	0.00%	67.62%	0.00%	1.03%	7.19%	9.08%	0.30%	4.91%	7.07%	2.80%	100%
Medgulf	0.00%	46.06%	0.00%	0.84%	34.22%	8.14%	0.02%	0.91%	8.43%	1.40%	100%
Amana	0.31%	67.51%	0.00%	1.24%	5.98%	6.55%	0.29%	2.88%	3.53%	11.70%	100%
Security	0.00%	36.25%	0.00%	2.49%	27.64%	14.92%	0.20%	2.22%	8.90%	7.39%	100%
ADIR	0.06%	47.71%	45.37%	9.37%	9.94%	1.05%	0.09%	4.60%	0.94%	-19.13%	100%
Burgan	0.00%	31.03%	0.00%	0.50%	7.25%	14.14%	16.05%	20.14%	8.97%	1.92%	100%
The Capital	0.00%	46.49%	0.00%	5.71%	34.35%	4.31%	0.08%	1.10%	4.62%	3.33%	100%
GroupMed	0.14%	44.19%	0.00%	0.00%	46.30%	4.31%	0.02%	4.73%	0.00%	0.32%	100%
UFA	0.00%	0.00%	0.00%	0.00%	0.00%	0.00%	0.00%	0.00%	0.00%	0.00%	0%
Credit Libanais	0.03%	82.64%	0.00%	1.06%	9.34%	1.56%	0.15%	1.21%	0.00%	4.01%	100%
Bahria	0.00%	0.00%	0.00%	0.00%	0.00%	0.00%	0.00%	0.00%	0.00%	0.00%	0%
Victoire	0.00%	52.77%	0.00%	0.00%	2.47%	37.71%	0.00%	1.33%	0.06%	5.66%	100%
Liberty	0.29%	30.49%	0.00%	0.26%	21.38%	33.33%	4.21%	0.23%	7.80%	2.01%	100%
ATI	0.00%	0.00%	0.00%	0.00%	0.00%	0.00%	0.00%	0.00%	0.00%	0.00%	0%
Fajr el-khaleej	0.00%	0.00%	0.00%	0.00%	0.00%	0.00%	0.00%	0.00%	0.00%	0.00%	0%
Confidence	0.00%	67.76%	0.00%	3.45%	4.94%	4.68%	0.00%	0.51%	2.10%	16.55%	100%
Beirut Life	0.00%	93.52%	0.00%	2.39%	0.00%	0.00%	0.00%	0.34%	3.68%	0.06%	100%
ALIG	0.28%	27.55%	0.00%	0.00%	36.33%	9.08%	0.53%	9.85%	12.04%	4.35%	100%
Bancassurance	0.05%	97.89%	0.50%	0.61%	0.00%	0.63%	0.01%	0.25%	0.00%	0.06%	100%
SGBL Ins.	0.00%	83.22%	11.64%	4.51%	0.00%	0.56%	0.02%	0.04%	0.01%	0.00%	100%
LCI	0.00%	0.00%	0.00%	0.00%	0.00%	0.00%	0.00%	0.00%	0.00%	0.00%	0%
AIG	0.00%	46.67%	0.00%	0.00%	50.94%	0.48%	0.00%	0.59%	1.16%	0.17%	100%
RL 360	0.00%	83.36%	13.11%	0.00%	0.00%	2.93%	0.00%	0.02%	0.08%	0.50%	100%
<b>Mkt Concentration</b>	<b>0.07%</b>	<b>51.96%</b>	<b>12.40%</b>	<b>1.70%</b>	<b>18.84%</b>	<b>4.78%</b>	<b>0.31%</b>	<b>3.07%</b>	<b>5.57%</b>	<b>1.31%</b>	<b>100%</b>

**Total Shareholders Equity and Liabilities LBP000 Year 2020**

Company Name	Shareholders' equity	Low priority debts	Life Technical reserves	Unit-linked technical reserves	Non-Life Technical reserves	Provision for risks and charges	Debt for funds held under reinsurance treaties	Liabilities under insurance business	Liabilities under reinsurance contracts	Unearned Reinsurance Commission	Debts	Other liabilities	Adjustment items	Total
Arabia	37,197,096	0	10,720,297	10,360,674	136,976,884	151,286	0	931,019	0	1,106,938	12,032	29,749,520	541,085	227,746,831
Cigna ME	91,228,683	0	0	0	1,483,347	103,240	0	515,578	0	0	0	61,994,395	674,758	156,000,000
ALICO	35,596,997	44,049,067	68,999,998	615,592,833	37,672,622	4,903,215	0	5,549,515	18,950,780	140,731	0	15,540,534	14,589,597	861,585,889
Union Nationale	57,211,740	0	1,075,521	0	2,840,858	541,987	0	8,903	1,102,542	0	0	3,521,598	0	66,303,149
Libano-Suisse	66,135,451	0	48,009,758	0	136,287,445	2,644,139	100,373	0	7,695,005	227,607	648,225	12,331,354	0	274,079,357
MEARCO	6,273,327	161,895	0	0	14,683,307	43,420	242,936	143,514	674,040	135,841	0	784,776	591,430	23,734,486
Al-Mashrek	0	0	0	0	0	0	0	0	0	0	0	0	0	0
Commercial	9,567,544	142,880	3,043,790	0	53,528,974	1,358,075	0	152,072	2,898,568	0	0	3,296,272	1,999,509	75,987,684
Allianz SNA	43,129,040	0	477,900,528	94,727,267	184,212,063	3,457,493	0	9,706,671	0	253,959	0	52,605,980	12,117,603	878,110,604
Phenicienne	7,479,382	3,719,921	1,016,094	0	12,761,600	177,500	0	1,362,659	538,526	10,700	0	2,293,078	0	29,359,460
Saudi Arabia	12,726,220	0	0	0	6,248,780	405,515	0	6,248,780	338,870	44,445	0	560,790	269,539	20,594,159
Fidelity	38,573,920	0	20,933,544	0	164,416,087	15,332,272	0	13,062,971	23,465,175	551,332	0	8,940,660	8,489,700	293,765,661
Berytus	8,398,685	1,607,127	0	0	21,273,294	965,278	0	0	1,822,160	0	0	7,702,376	22,112	41,791,033
Bankers	121,671,308	0	17,873,139	47,659,301	260,246,657	5,377,497	0	84,140	4,847,423	637,389	0	28,094,613	6,327,107	492,818,574
Overseas	2,884,178	0	0	0	2,711,691	723,206	0	1,092	136,318	47,260	0	217,725	37,816	6,759,286
Arope	243,617,736	0	165,766,286	18,986,982	167,535,272	54,942,086	0	3,676,432	12,083,623	1,364,411	0	20,637,871	481,012	689,091,711
AXA ME	36,991,806	0	66,370,399	1,659,330	180,332,094	3,101,998	5,852,773	0	1,546,872	496,390	0	24,327,252	964,541	321,643,455
LIA	73,605,463	0	247,185,434	0	180,305,620	2,564,931	2,486,565	2,892,272	12,998,076	0	0	22,752,443	1,001,426	545,792,230
UCA	35,693,538	1,338,125	944,070	0	84,946,964	1,083,289	0	807,712	12,490,850	0	0	6,837,896	3,124,562	147,267,006
Byblos	3,105,464	0	0	0	7,748,038	26,410	0	332,900	346,664	0	0	162,943	22,630	11,745,049
North Assurance	54,487,438	0	418,723	0	79,677,022	374,775	0	81,829	1,525,590	0	0	1,001,330	11,345,657	148,912,364
Mainz Essalam	0	0	0	0	0	0	0	0	0	0	0	0	0	0
Cumberland	13,131,239	2,369,644	0	0	33,996,037	446,218	0	0	15,182,967	0	214,709	4,812,599	190,819	70,344,230
Assurex	42,443,488	0	5,158,124	0	158,032,221	1,139,910	3,172,398	-9,316	7,771,320	0	0	12,306,755	5,642,392	235,657,292
United Assurance	12,830,257	983,916	0	0	9,523,557	196,514	247,619	46,730	279,087	0	0	1,082,328	102,959	25,292,967
Trust Compass	35,642,182	0	1,797,094	0	19,428,031	1,807,557	0	0	516,503	124,027	262,034	19,022,236	123,590	78,723,254
Medgulf	130,094,379	2,656,123	35,681,622	0	283,340,715	873,773	0	1,214,821	8,834,710	419,201	0	17,017,680	2,121,406	482,254,430
Amana	3,769,599	1,500,799	1,172,804	0	24,872,530	391,299	0	0	122,846	77,972	0	2,474,785	176,796	34,559,430
Security	37,938,534	0	4,620,302	0	71,212,525	198,225	0	0	573,223	0	262,500	6,242,323	67,980	121,115,611
ADIR	45,257,607	0	58,384,809	215,440,593	80,351,284	4,457,005	45,429,293	503,963	10,797,302	3,310,007	0	7,659,748	3,255,203	474,846,814
Burgan	7,989,787	0	179,116	0	11,642,700	1,140,754	0	1,349,377	4,899,510	0	0	1,932,346	0	29,133,590
The Capital	24,529,711	0	8,373,898	0	53,576,382	605,587	0	1,449,601	4,104,317	696,845	0	3,201,202	248,078	96,785,623
GroupMed	31,461,801	0	0	0	77,329,214	104,833	0	0	22,049,691	90,437	0	6,155,171	221,115	137,412,262
UFA	0	0	0	0	0	0	0	0	0	0	0	0	0	0
Credit Libanais	77,152,897	0	57,020,874	0	42,766,156	686,240	1,896,925	0	4,921,888	2,417,608	0	4,160,612	0	191,023,200
Bahria	0	0	0	0	0	0	0	0	0	0	0	0	0	0
Liberty	34,105,645	0	0	0	11,154,891	10,638,146	0	0	697,725	0	0	2,226,769	1,941	58,825,117
Victoire	13,688,502	1,637,904	3,845,241	0	17,135,835	1,203,626	0	66,641	768,810	0	0	4,287,107	0	42,633,666
ATI	0	0	0	0	0	0	0	0	0	0	0	0	0	0
Fajr el-khaleej	0	0	0	0	0	0	0	0	0	0	0	0	0	0
Confidence	6,969,400	452,250	2,200,898	0	8,026,823	260,589	0	233,730	1,096,628	0	12	947,739	1,067	20,189,137
Beirut Life	37,541,267	0	29,230,794	0	0	103,138	0	698,780	1,936,585	0	0	1,036,510	72,850	70,619,924
ALIG	13,071,134	0	0	0	55,403,868	739,554	0	266,486	11,454,646	259,959	0	9,636,529	377,597	91,209,773
Bancassurance	-73,155,235	0	486,812,453	2,202,872	0	14,051,189	0	0	828,700	0	7,590,647	2,941,973	198,948	441,471,547
SGBL Ins.	169,944,474	0	114,797,450	45,890,862	0	4,798,669	17,665,367	0	91,639	0	37,687,500	1,641,801	1,671,767	394,189,529
LCI	0	0	0	0	0	0	0	0	0	0	0	0	0	0
AIG	-277,625	2,654,427	0	0	6,788,682	0	0	702,468	0	51,384	0	1,456,784	474,690	11,850,810
RL 360	3,981,943	0	0	10,616,645	0	53,350	0	7,294	0	6,448	0	214,060	214,060	14,879,740
<b>Total</b>	<b>1,653,686,002</b>	<b>63,274,078</b>	<b>1,939,533,060</b>	<b>1,063,137,359</b>	<b>2,700,470,069</b>	<b>142,173,789</b>	<b>77,094,249</b>	<b>45,839,854</b>	<b>200,389,179</b>	<b>12,464,443</b>	<b>46,677,658</b>	<b>413,602,848</b>	<b>77,763,343</b>	<b>8,436,105,931</b>

**Total Shareholders Equity and Liabilities Distribution**
**Year 2020**

Company Name	Shareholders' equity	Low priority debts	Life Technical reserves	Unit-linked technical reserves	Non-Life Technical reserves	Provision for risks and charges	Debt for funds held under reinsurance treaties	Liabilities under insurance business	Liabilities under reinsurance contracts	Unearned Reinsurance Commission	Debts	Other liabilities	Adjustment items	Total
Arabia	16.33%	0.00%	4.71%	4.55%	60.14%	0.07%	0.00%	0.41%	0.00%	0.49%	0.01%	13.06%	0.24%	100%
Cigna ME	58.48%	0.00%	0.00%	0.00%	0.95%	0.07%	0.00%	0.33%	0.00%	0.00%	0.00%	39.74%	0.43%	100%
ALICO	4.13%	5.11%	8.01%	71.45%	4.37%	0.57%	0.00%	0.64%	2.20%	0.02%	0.00%	1.80%	1.69%	100%
Union Nationale	86.29%	0.00%	1.62%	0.00%	4.28%	0.82%	0.00%	0.01%	1.66%	0.00%	0.00%	5.31%	0.00%	100%
Libano-Suisse	24.13%	0.00%	17.52%	0.00%	49.73%	0.96%	0.04%	0.00%	2.81%	0.08%	0.24%	4.50%	0.00%	100%
MEARCO	26.43%	0.68%	0.00%	0.00%	61.86%	0.18%	1.02%	0.60%	2.84%	0.57%	1.00%	3.31%	2.49%	100%
Al-Mashrek	0.00%	0.00%	0.00%	0.00%	0.00%	0.00%	0.00%	0.00%	0.00%	0.00%	0.00%	0.00%	0.00%	0%
Commercial	12.59%	0.19%	4.01%	0.00%	70.44%	1.79%	0.00%	0.20%	3.81%	0.00%	0.00%	4.34%	2.63%	100%
Allianz SNA	4.91%	0.00%	54.42%	10.79%	20.98%	0.39%	0.00%	1.11%	0.00%	0.03%	0.00%	5.99%	1.38%	100%
Phenicienne	25.48%	12.67%	3.46%	0.00%	43.47%	0.60%	0.00%	4.64%	1.83%	0.04%	0.00%	7.81%	0.00%	100%
Saudi Arabia	61.80%	0.00%	0.00%	0.00%	30.34%	1.97%	0.00%	0.00%	1.65%	0.22%	0.00%	2.72%	1.31%	100%
Fidelity	13.13%	0.00%	7.13%	0.00%	55.97%	5.22%	0.00%	4.45%	7.99%	0.19%	0.00%	3.04%	2.89%	100%
Berytus	20.10%	3.85%	0.00%	0.00%	50.90%	2.31%	0.00%	0.00%	4.36%	0.00%	0.00%	18.43%	0.05%	100%
Bankers	24.69%	0.00%	3.63%	9.67%	52.81%	1.09%	0.00%	0.02%	0.98%	0.13%	0.00%	5.70%	1.28%	100%
Overseas	42.67%	0.00%	0.00%	0.00%	40.12%	10.70%	0.00%	0.02%	2.02%	0.70%	0.00%	3.22%	0.56%	100%
Arope	35.35%	0.00%	24.06%	2.76%	24.31%	7.97%	0.00%	0.53%	1.75%	0.20%	0.00%	2.99%	0.07%	100%
AXA ME	11.50%	0.00%	20.63%	0.52%	56.07%	0.96%	1.82%	0.00%	0.48%	0.15%	0.00%	7.56%	0.30%	100%
LIA	13.49%	0.00%	45.29%	0.00%	33.04%	0.47%	0.46%	0.53%	2.38%	0.00%	0.00%	4.17%	0.18%	100%
UCA	24.24%	0.91%	0.64%	0.00%	57.68%	0.74%	0.00%	0.55%	8.48%	0.00%	0.00%	4.64%	2.12%	100%
Byblos	26.44%	0.00%	0.00%	0.00%	65.97%	0.22%	0.00%	2.83%	2.95%	0.00%	0.00%	1.39%	0.19%	100%
North Assurance	36.59%	0.00%	0.28%	0.00%	53.51%	0.25%	0.00%	0.05%	1.02%	0.00%	0.00%	0.67%	7.62%	100%
Mainz Essalam	0.00%	0.00%	0.00%	0.00%	0.00%	0.00%	0.00%	0.00%	0.00%	0.00%	0.00%	0.00%	0.00%	0%
Cumberland	18.67%	3.37%	0.00%	0.00%	48.33%	0.63%	0.00%	0.00%	21.58%	0.00%	0.31%	6.84%	0.27%	100%
Assurex	18.01%	0.00%	2.19%	0.00%	67.06%	0.48%	1.35%	0.00%	3.30%	0.00%	0.00%	5.22%	2.39%	100%
United Assurance	50.73%	3.89%	0.00%	0.00%	37.65%	0.78%	0.98%	0.18%	1.10%	0.00%	0.00%	4.28%	0.41%	100%
Trust Compass	45.28%	0.00%	2.28%	0.00%	24.68%	2.30%	0.00%	0.00%	0.66%	0.16%	0.33%	24.16%	0.16%	100%
Medgulf	26.98%	0.55%	7.40%	0.00%	58.75%	0.18%	0.00%	0.25%	1.83%	0.09%	0.00%	3.53%	0.44%	100%
Amana	10.91%	4.34%	3.39%	0.00%	71.97%	1.13%	0.00%	0.00%	0.36%	0.23%	0.00%	7.16%	0.51%	100%
Security	31.32%	0.00%	3.81%	0.00%	58.80%	0.16%	0.00%	0.00%	0.47%	0.00%	0.22%	5.15%	0.06%	100%
ADIR	9.53%	0.00%	12.30%	45.37%	16.92%	0.94%	9.57%	0.11%	2.27%	0.70%	0.00%	1.61%	0.69%	100%
Burgan	27.42%	0.00%	0.61%	0.00%	39.96%	3.92%	0.00%	4.63%	16.82%	0.00%	0.00%	6.63%	0.00%	100%
The Capital	25.34%	0.00%	8.65%	0.00%	55.36%	0.63%	0.00%	1.50%	4.24%	0.72%	0.00%	3.31%	0.26%	100%
GroupMed	22.90%	0.00%	0.00%	0.00%	56.28%	0.08%	0.00%	0.00%	16.05%	0.07%	0.00%	4.48%	0.16%	100%
UFA	0.00%	0.00%	0.00%	0.00%	0.00%	0.00%	0.00%	0.00%	0.00%	0.00%	0.00%	0.00%	0.00%	0%
Credit Libanais	40.39%	0.00%	29.85%	0.00%	22.39%	0.36%	0.99%	0.00%	2.58%	1.27%	0.00%	2.18%	0.00%	100%
Bahria	0.00%	0.00%	0.00%	0.00%	0.00%	0.00%	0.00%	0.00%	0.00%	0.00%	0.00%	0.00%	0.00%	0%
Liberty	57.98%	0.00%	0.00%	0.00%	18.96%	18.08%	0.00%	0.00%	1.19%	0.00%	0.00%	3.79%	0.00%	100%
Victoire	32.11%	3.84%	9.02%	0.00%	40.19%	2.82%	0.00%	0.16%	1.80%	0.00%	0.00%	10.06%	0.00%	100%
ATI	0.00%	0.00%	0.00%	0.00%	0.00%	0.00%	0.00%	0.00%	0.00%	0.00%	0.00%	0.00%	0.00%	0%
Fajr el-khaleej	0.00%	0.00%	0.00%	0.00%	0.00%	0.00%	0.00%	0.00%	0.00%	0.00%	0.00%	0.00%	0.00%	0%
Confidence	34.52%	2.24%	10.90%	0.00%	39.76%	1.29%	0.00%	1.16%	5.43%	0.00%	0.00%	4.69%	0.01%	100%
Beirut Life	53.16%	0.00%	41.39%	0.00%	0.00%	0.15%	0.00%	0.99%	2.74%	0.00%	0.00%	1.47%	0.10%	100%
ALIG	14.33%	0.00%	0.00%	0.00%	60.74%	0.81%	0.00%	0.29%	12.56%	0.29%	0.00%	10.57%	0.41%	100%
Bancassurance	-16.57%	0.00%	110.27%	0.50%	0.00%	3.18%	0.00%	0.00%	0.19%	0.00%	1.72%	0.67%	0.05%	100%
SGBL Ins.	43.11%	0.00%	29.12%	11.64%	0.00%	1.22%	4.48%	0.00%	0.02%	0.00%	9.56%	0.42%	0.42%	100%
LCI	0.00%	0.00%	0.00%	0.00%	0.00%	0.00%	0.00%	0.00%	0.00%	0.00%	0.00%	0.00%	0.00%	0%
AIG	-2.34%	22.40%	0.00%	0.00%	57.28%	0.00%	0.00%	5.93%	0.00%	0.43%	0.00%	12.29%	4.01%	100%
RL 360	26.76%	0.00%	0.00%	71.35%	0.00%	0.36%	0.00%	0.05%	0.00%	0.00%	0.00%	0.04%	1.44%	100%
<b>Mkt Concentration</b>	<b>19.60%</b>	<b>0.75%</b>	<b>22.99%</b>	<b>12.60%</b>	<b>32.01%</b>	<b>1.69%</b>	<b>0.91%</b>	<b>0.54%</b>	<b>2.38%</b>	<b>0.15%</b>	<b>0.55%</b>	<b>4.90%</b>	<b>0.92%</b>	<b>100%</b>



## Shareholders' Equity LBP 000

Year 2020

Company Name	Paid up Capital	Legal Reserves	General Reserves	Balance carried forward	Profit & Loss (current year result)	Retained Earnings including current year profits	Fixed income securities and similar investments	Equity and similar investments	Mutual funds	Fixed income securities & similar investments, Equity & similar investments & Mutual funds Revaluation Reserves	Fixed assets revaluation reserves	Other reserves	Total
Arabia	0	0	0	0	279,704	279,704	0	2,030,735	0	2,030,735	34,886,657	0	37,197,096
Cigna ME	83,000,000	3,965,739	0	6,072,920	-1,817,359	4,255,561	0	0	0	0	0	7,384	91,228,683
ALICO	0	0	0	0	35,596,997	35,596,997	0	0	0	0	0	0	35,596,997
Union Nationale	41,425,214	6,779,988	263,100	1,520,568	111,382	1,631,950	0	597,286	0	597,286	6,242,732	271,470	57,211,740
Libano-Suisse	15,000,000	5,000,000	0	52,000,996	-5,865,545	46,135,451	0	0	0	0	0	0	66,135,451
MEARCO	5,100,000	769,196	0	787,012	-770,007	17,005	0	387,126	0	387,126	0	0	6,273,327
Al-Mashrek	0	0	0	0	0	0	0	0	0	0	0	0	0
Commercial	6,000,000	1,307,347	0	4,508,841	-2,248,644	2,260,197	0	0	0	0	0	0	9,567,544
Allianz SNA	42,018,750	0	0	1,834,582	-15,519,957	-13,685,375	12,953,045	0	0	12,953,045	1,842,620	0	43,129,040
Phenicienne	6,358,530	101,956	0	34,222	-783,311	-749,089	0	1,742,054	0	1,742,054	22,631	3,300	7,479,382
Saudi Arabia	4,000,000	1,333,333	0	7,363,363	29,524	7,392,887	0	0	0	0	0	0	12,726,220
Fidelity	10,500,000	3,500,000	0	27,525,138	1,787,057	29,312,195	0	-6,028,234	0	-6,028,234	1,289,959	0	38,573,920
Berytus	6,000,000	78,006	620	-151,217	147,673	-3,544	0	0	0	0	2,323,603	0	8,398,685
Bankers	15,000,000	5,000,000	0	74,283,927	18,335,528	92,619,455	0	0	0	0	8,838,954	212,899	121,671,308
Overseas	3,000,000	241,967	0	58,788	-416,577	-357,789	0	0	0	0	0	0	2,884,178
Arope	43,200,000	14,400,000	103,349,325	32,668,411	0	32,668,411	0	0	0	0	0	50,000,000	243,617,736
AXA ME	10,050,000	3,350,000	225,067	22,361,400	-6,125,183	16,236,217	0	0	0	0	6,641,537	488,986	36,991,806
LIA	62,500,000	20,833,333	9,110,836	21,826,241	-36,239,185	-14,412,944	0	-4,688,973	0	-4,688,973	0	263,211	73,605,463
UCA	24,000,000	5,474,015	0	10,241,553	-3,490,303	6,751,250	0	-531,727	0	-531,727	0	0	35,693,538
Byblos	2,257,420	440,014	0	2,921	405,109	408,030	0	0	0	0	0	0	3,105,464
North Assurance	3,500,000	1,771,870	0	13,796,521	591,053	14,387,574	0	0	0	0	34,827,994	0	54,487,438
Mainz Essalam	0	0	0	0	0	0	0	0	0	0	0	0	0
Cumberland	15,075,010	622,088	0	204,134	-2,769,994	-2,565,860	0	0	0	0	0	0	13,131,239
Assurex	5,000,000	1,801,013	0	18,767,343	-1,010,804	17,756,539	0	0	0	0	17,885,936	0	42,443,488
United Assurance	4,000,000	1,106,715	0	5,351,164	-1,331,977	4,019,187	0	0	0	0	3,704,355	0	12,830,257
Trust Compass	17,366,000	1,637,039	293,580	15,640,833	-1,239,760	14,401,073	0	0	0	0	1,828,506	115,985	35,642,182
Medgulf	45,000,000	8,634,710	0	-55,977,240	6,734,142	-49,243,098	-2,488,825	6,407,686	0	3,918,861	121,783,906	0	130,094,379
Amana	4,545,000	392,024	0	-364,462	-64,026	-428,488	0	0	0	0	0	-738,937	3,769,599
Security	20,616,000	2,253,227	0	9,891,810	1,779,186	11,670,996	0	0	0	0	3,398,310	0	37,938,534
ADIR	25,000,000	8,333,334	11,924,273	46,966,005	-46,966,005	0	0	0	0	0	0	0	45,257,607
Burgan	3,768,750	477,583	0	1,227,767	921,562	2,149,329	1,130,625	0	0	1,130,625	0	463,500	7,989,787
The Capital	3,254,500	1,084,834	0	19,705,840	484,537	20,190,377	0	0	0	0	0	0	24,529,711
GroupMed	27,000,000	1,100,526	0	3,335,246	112,337	3,447,583	0	-86,308	0	-86,308	0	0	31,461,801
UFA	0	0	0	0	0	0	0	0	0	0	0	0	0
Credit Libanais	10,005,000	3,335,000	81,007,979	0	-17,195,082	-17,195,082	0	0	0	0	0	0	77,152,897
Liberty	0	0	0	0	0	0	0	0	0	0	0	0	0
Bahria	2,250,000	750,000	28,200,191	0	2,905,454	2,905,454	0	0	0	0	0	0	34,105,645
Victoire	15,000,000	235,655	0	-1,917,134	-59,485	-1,976,619	-2,549,435	0	0	-2,549,435	2,958,390	20,511	13,688,502
ATI	0	0	0	0	0	0	0	0	0	0	0	0	0
Fajr el-khaleej	0	0	0	0	0	0	0	0	0	0	0	0	0
Confidence	6,000,300	425,451	0	-316,913	860,563	543,649	0	0	0	0	0	0	6,969,400
Beirut Life	3,504,900	1,168,300	2,713,599	25,168,681	4,985,787	30,154,468	0	0	0	0	0	0	37,541,267
ALIG	4,000,000	1,393,892	57,593	1,406,013	669,999	2,076,012	0	3,481,301	0	3,481,301	2,062,336	0	13,071,134
Bancassurance	4,500,000	1,500,000	0	44,224,028	-123,379,263	-79,155,235	0	0	0	0	0	0	-73,155,235
SGBL Ins.	3,450,000	1,150,000	11,482,693	108,618,089	-14,063,673	94,554,416	0	59,307,365	0	59,307,365	0	0	169,944,474
LCI	0	0	0	0	0	0	0	0	0	0	0	0	0
AIG	2,250,000	355,414	0	-2,396,700	-486,339	-2,883,039	0	0	0	0	0	0	-277,625
RL 360	0	0	0	1,480,154	2,501,789	3,981,943	0	0	0	0	0	0	3,981,943
<b>Total</b>	<b>604,495,374</b>	<b>112,103,569</b>	<b>248,628,856</b>	<b>517,750,846</b>	<b>-202,603,098</b>	<b>315,147,748</b>	<b>9,045,410</b>	<b>62,618,311</b>	<b>0</b>	<b>71,663,722</b>	<b>250,538,425</b>	<b>51,108,308</b>	<b>1,653,686,002</b>

**Shareholders' Equity Distribution Year 2020**

Company Name	Paid up Capital	Legal Reserves	General Reserves	Balance carried forward	Profit & Loss (current year result)	Retained Earnings including current year profits	Fixed income securities and similar investments	Equity and similar investments	Mutual funds	Fixed income securities & similar investments, Equity & similar investments & Mutual funds Revaluation Reserves	Fixed assets revaluation reserves	Other reserves	Total
Arabia	0.00%	0.00%	0.00%	0.00%	0.75%	0.75%	0.00%	5.46%	0.00%	5.46%	93.79%	0.00%	100%
Cigna ME	90.98%	4.35%	0.00%	6.66%	-1.99%	4.66%	0.00%	0.00%	0.00%	0.00%	0.00%	0.01%	100%
ALICO	0.00%	0.00%	0.00%	0.00%	100.00%	100.00%	0.00%	0.00%	0.00%	0.00%	0.00%	0.00%	100%
Union Nationale	72.41%	11.85%	0.46%	2.66%	0.19%	2.85%	0.00%	1.04%	0.00%	1.04%	10.91%	0.47%	100%
Libano-Suisse	22.68%	7.56%	0.00%	78.63%	-8.87%	69.76%	0.00%	0.00%	0.00%	0.00%	0.00%	0.00%	100%
MEARCO	81.30%	12.26%	0.00%	12.55%	-12.27%	0.27%	0.00%	6.17%	0.00%	6.17%	0.00%	0.00%	100%
Al-Mashrek	0.00%	0.00%	0.00%	0.00%	0.00%	0.00%	0.00%	0.00%	0.00%	0.00%	0.00%	0.00%	0%
Commercial	62.71%	13.66%	0.00%	47.13%	-23.50%	23.62%	0.00%	0.00%	0.00%	0.00%	0.00%	0.00%	100%
Allianz SNA	97.43%	0.00%	0.00%	4.25%	-35.98%	-31.73%	30.03%	0.00%	0.00%	30.03%	4.27%	0.00%	100%
Phenicienne	85.01%	1.36%	0.00%	0.46%	-10.47%	-10.02%	0.00%	23.29%	0.00%	23.29%	0.30%	0.04%	100%
Saudi Arabia	31.43%	10.48%	0.00%	57.86%	0.23%	58.09%	0.00%	0.00%	0.00%	0.00%	0.00%	0.00%	100%
Fidelity	27.22%	9.07%	0.00%	71.36%	4.63%	75.99%	0.00%	-15.63%	0.00%	-15.63%	3.34%	0.00%	100%
Berytus	71.44%	0.93%	0.01%	-1.80%	1.76%	-0.04%	0.00%	0.00%	0.00%	0.00%	27.67%	0.00%	100%
Bankers	12.33%	4.11%	0.00%	61.05%	15.07%	76.12%	0.00%	0.00%	0.00%	0.00%	7.26%	0.17%	100%
Overseas	104.02%	8.39%	0.00%	2.04%	-14.44%	-12.41%	0.00%	0.00%	0.00%	0.00%	0.00%	0.00%	100%
Arope	17.73%	5.91%	42.42%	13.41%	0.00%	13.41%	0.00%	0.00%	0.00%	0.00%	0.00%	20.52%	100%
AXA ME	27.17%	9.06%	0.61%	60.45%	-16.56%	43.89%	0.00%	0.00%	0.00%	0.00%	17.95%	1.32%	100%
LIA	84.91%	28.30%	12.38%	29.65%	-49.23%	-19.58%	0.00%	-6.37%	0.00%	-6.37%	0.00%	0.36%	100%
UCA	67.24%	15.34%	0.00%	28.69%	-9.78%	18.91%	0.00%	-1.49%	0.00%	-1.49%	0.00%	0.00%	100%
Byblos	72.69%	14.17%	0.00%	0.09%	13.05%	13.14%	0.00%	0.00%	0.00%	0.00%	0.00%	0.00%	100%
North Assurance	6.42%	3.25%	0.00%	25.32%	1.08%	26.41%	0.00%	0.00%	0.00%	0.00%	63.92%	0.00%	100%
Mainz Essalam	0.00%	0.00%	0.00%	0.00%	0.00%	0.00%	0.00%	0.00%	0.00%	0.00%	0.00%	0.00%	0%
Cumberland	114.80%	4.74%	0.00%	1.55%	-21.09%	-19.54%	0.00%	0.00%	0.00%	0.00%	0.00%	0.00%	100%
Assurex	11.78%	4.24%	0.00%	44.22%	-2.38%	41.84%	0.00%	0.00%	0.00%	0.00%	42.14%	0.00%	100%
United Assurance	31.18%	8.63%	0.00%	41.71%	-10.38%	31.33%	0.00%	0.00%	0.00%	0.00%	28.87%	0.00%	100%
Trust Compass	48.72%	4.59%	0.82%	43.88%	-3.48%	40.40%	0.00%	0.00%	0.00%	0.00%	5.13%	0.33%	100%
Medgulf	34.59%	6.64%	0.00%	-43.03%	5.18%	-37.85%	-1.91%	4.93%	0.00%	3.01%	93.61%	0.00%	100%
Amana	120.57%	10.40%	0.00%	-9.67%	-1.70%	-11.37%	0.00%	0.00%	0.00%	0.00%	0.00%	-19.60%	100%
Security	54.34%	5.94%	0.00%	26.07%	4.69%	30.76%	0.00%	0.00%	0.00%	0.00%	8.96%	0.00%	100%
ADIR	55.24%	18.41%	26.35%	103.77%	-103.77%	0.00%	0.00%	0.00%	0.00%	0.00%	0.00%	0.00%	100%
Burgan	47.17%	5.98%	0.00%	15.37%	11.53%	26.90%	14.15%	0.00%	0.00%	14.15%	0.00%	5.80%	100%
The Capital	13.27%	4.42%	0.00%	80.33%	1.98%	82.31%	0.00%	0.00%	0.00%	0.00%	0.00%	0.00%	100%
GroupMed	85.82%	3.50%	0.00%	10.60%	0.36%	10.96%	0.00%	-0.27%	0.00%	-0.27%	0.00%	0.00%	100%
UFA	0.00%	0.00%	0.00%	0.00%	0.00%	0.00%	0.00%	0.00%	0.00%	0.00%	0.00%	0.00%	0%
Credit Libanais	12.97%	4.32%	105.00%	0.00%	-22.29%	-22.29%	0.00%	0.00%	0.00%	0.00%	0.00%	0.00%	100%
Bahria	0.00%	0.00%	0.00%	0.00%	0.00%	0.00%	0.00%	0.00%	0.00%	0.00%	0.00%	0.00%	0%
Liberty	6.60%	2.20%	82.68%	0.00%	8.52%	8.52%	0.00%	0.00%	0.00%	0.00%	0.00%	0.00%	100%
Victoire	109.58%	1.72%	0.00%	-14.01%	-0.43%	-14.44%	-18.62%	0.00%	0.00%	-18.62%	21.61%	0.15%	100%
ATI	0.00%	0.00%	0.00%	0.00%	0.00%	0.00%	0.00%	0.00%	0.00%	0.00%	0.00%	0.00%	0%
Fajr el-khaleej	0.00%	0.00%	0.00%	0.00%	0.00%	0.00%	0.00%	0.00%	0.00%	0.00%	0.00%	0.00%	0%
Confidence	86.09%	6.10%	0.00%	-4.55%	12.35%	7.80%	0.00%	0.00%	0.00%	0.00%	0.00%	0.00%	100%
Beirut Life	9.34%	3.11%	7.23%	67.04%	13.28%	80.32%	0.00%	0.00%	0.00%	0.00%	0.00%	0.00%	100%
ALIG	30.60%	10.66%	0.44%	10.76%	5.13%	15.88%	0.00%	26.63%	0.00%	26.63%	15.78%	0.00%	100%
Bancassurance	-6.15%	-2.05%	0.00%	-60.45%	168.65%	108.20%	0.00%	0.00%	0.00%	0.00%	0.00%	0.00%	100%
SGBL Ins.	2.03%	0.68%	6.76%	63.91%	-8.28%	55.64%	0.00%	34.90%	0.00%	34.90%	0.00%	0.00%	100%
LCI	0.00%	0.00%	0.00%	0.00%	0.00%	0.00%	0.00%	0.00%	0.00%	0.00%	0.00%	0.00%	0%
AIG	-810.45%	-128.02%	0.00%	863.29%	175.18%	1038.47%	0.00%	0.00%	0.00%	0.00%	0.00%	0.00%	100%
RL 360	0.00%	0.00%	0.00%	37.17%	62.83%	100.00%	0.00%	0.00%	0.00%	0.00%	0.00%	0.00%	100%
<b>Mkt Concentration</b>	<b>36.55%</b>	<b>6.78%</b>	<b>15.03%</b>	<b>31.31%</b>	<b>-12.25%</b>	<b>19.06%</b>	<b>0.55%</b>	<b>3.79%</b>	<b>0.00%</b>	<b>4.33%</b>	<b>15.15%</b>	<b>3.09%</b>	<b>100%</b>